

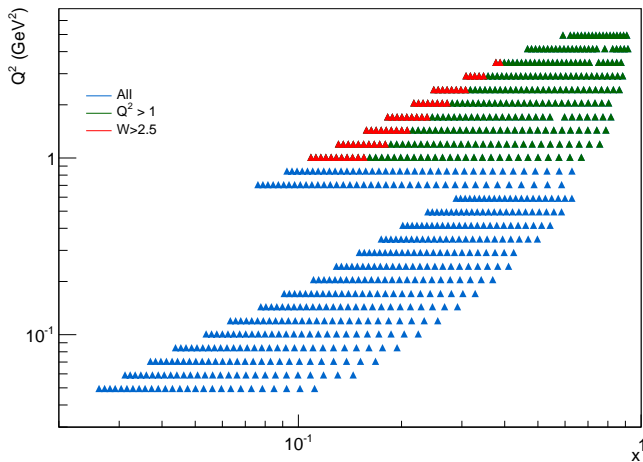
CLAS data on A_1

Malte Wilfert

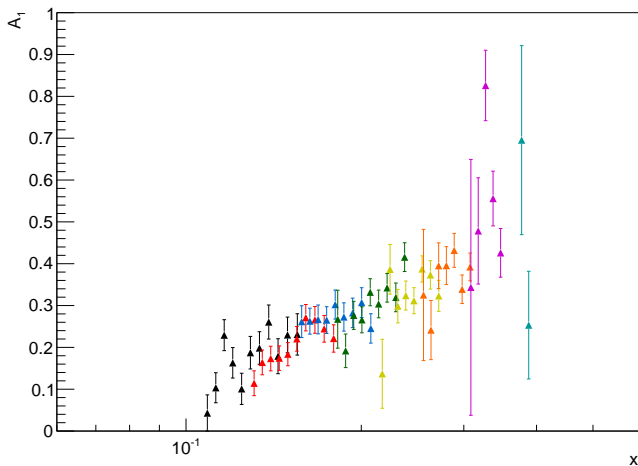
Institut für Kernphysik - Johannes Gutenberg-Universität Mainz

22. October 2013

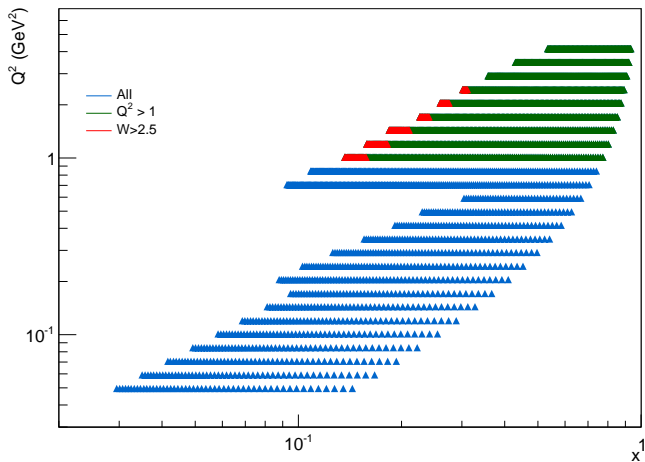
CLAS Proton data



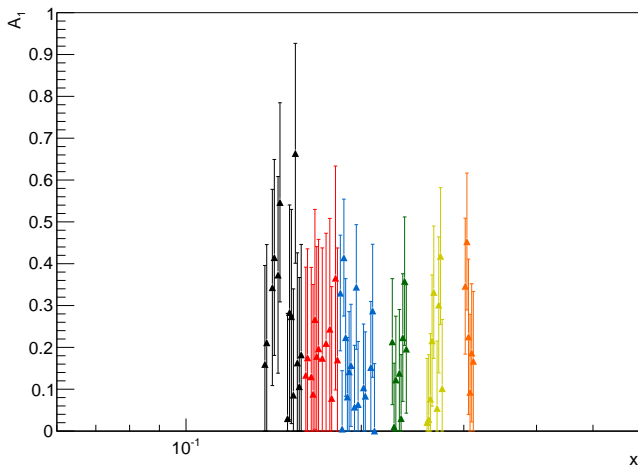
CLAS Proton data



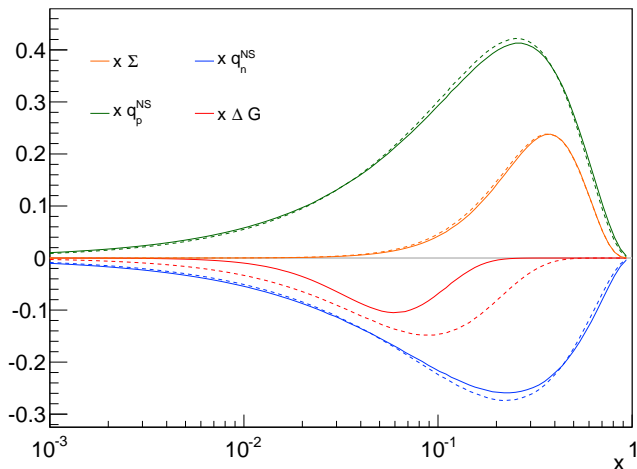
CLAS Deuteron data



CLAS Deuteron data



QCD fit comparison - I



Dotted curve without CLAS

QCD fit comparison - II

Exp	χ^2		N	Exp	χ^2		N
	CLAS	CLAS			CLAS	CLAS	
EMC (p)	5.2	5.1	10				
SMC (p)	5.8	4.4	12	SMC (D)	22.8	21.9	12
E143 (p)	25.5	33.8	28	E143 (D)	52.9	46.1	28
E155 (p)	54.9	44	24	E155 (D)	18.3	17.4	24
HERMES (p)	10	9.9	9	HERMES (D)	14.8	11.4	9
COMPASS 07 (p)	49.3	47.4	44	COMPASS 04 (D)	39.3	37.7	43
COMPASS 11 (p)	37.9	35.9	39				
CLAS (p)	148.1		62	CLAS (D)	78.1		86

Exp	χ^2		N
	CLAS	CLAS	
HERMES (n)	2	2.1	9
JLAB (n)	8.6	5.1	3
E142 (n)	2.3	3.3	8
E154 (n)	5.7	5	11
COMPASS (ΔG)	1.1	0.4	1